



bp ultimate com tecnologia ACTIVE 2024

# RALLY RAID PORTUGAL



ALENTEJO • RIBATEJO • EXTREMADURA

Date: 2024-03-30

Time: 09:00

Subject: BULLETIN NO. 2

Document no.: 1:2

From: Organizing committee

For: Competitors / Riders

Page: 3

Attachments: 1

### 1. Article 1.2 – Length of Selective Sections (changes to bold)

Prologue	3,53	km
Stage 1:	<del>403</del> <b>100,28</b>	Km
Stage 2:	<del>200</del> <b>193,04</b>	Km
Stage 3:	<del>300</del> <b>374,10</b>	Km
Stage 4:	<del>270</del> <b>250,86</b>	Km
Stage 5:	<del>433</del> <b>102,18</b>	Km
<b>TOTAL</b>	<del>4006</del> <b>1021,46</b>	Km

(Prologue not included)

### 2. Article 1.3 – Overall numbers and total distance of the itinerary (changes to bold)

Number of Stages	5
Number of Sections	<del>6</del> <b>7</b>
Number of Selective Sections	<del>6</del> <b>7</b>
Total distance of the itinerary	<del>4744</del> <b>1695,17 km</b>

(Prologue and prologue liaison not included)

### 3. Article 3 – Programme in chronological order and locations (changes to bold)

Date:	Time:		Location:
April 1	09h00 / 17h30	<b>Distribution of the Safety Equipment</b>	PFE GRÂNDOLA
	13h00 / 17h30	<del>Administrative checks and Pré-Scrutineering</del> <b>Distribution of the Safety Equipment</b>	PFE GRÂNDOLA
April 2	11h45 / 12h15	<del>Administrative checks - Distribution of the Safety Equipment</del>	PFE GRÂNDOLA

# RALLY RAID PORTUGAL

ALENTEJO • RIBATEJO • EXTREMADURA

## Appendix 5 Instruction for the use of UNIK IV system



MEMO GPS UNIK4 MOTO RALLYE RAID – VERSION 2024

MOTO/QUAD


### Activation and GPS buttons

Long press :

Parameters

Long press : ON/OFF

Short press : Sleep mode



The bell : **Satellite reception indicator**. No icon: all clear, good satellite hook. If the bell appears static or flashing, check that the antenna and its cable are connected and not damaged.

The battery : **Power supply indicator**. Ni icon: all clear, Unik4 power supply by the vehicle battery.

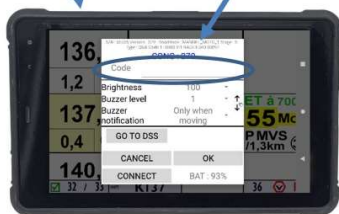
The plug : **Power supply indicator**. Indicates the Unik4 is powered by the internal battery: quickly review its installation before battery discharge.

When arriving at the bivouac, don't forget to switch off your Unik4 or to put it on sleep mode. We advise you to turn off the power of the Unik4 at night so as not to discharge the battery of the Bike or Quad.

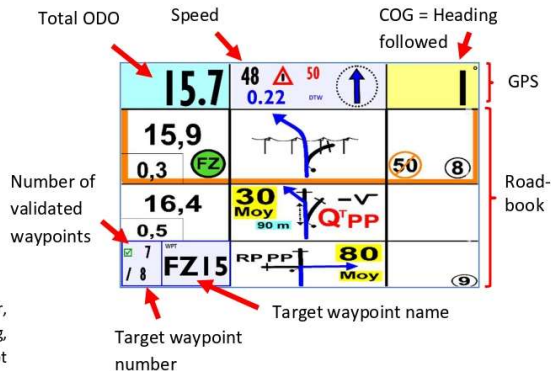
### Daily Code

Open the **Parameters** menu by a long press

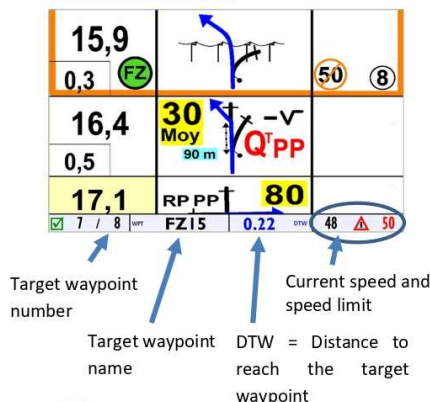
Enter the 4 numbers code given by organisation and validate with OK



### Navigation general screen in WPM



### Speed limit zone DZ-FZ



Symbol: If this symbol appears, the GPS is checking the max speed

### Remote control

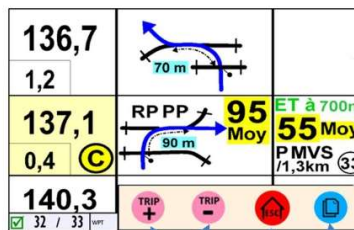
Increase or decrease the Trip

Moving the Roadbook forward or backward



Menu access

**Note** : In case the remote control doesn't work anymore, you can activate a digital remote by pressing the bottom right of the screen for 3 seconds.



February 2024



# RALLY RAID PORTUGAL

ALENTEJO • RIBATEJO • EXTREMADURA

## MEMO GPS UNIK4 MOTO RALLYE RAID – VERSION 2024

## MOTO/QUAD

### Parameters

Default settings are adapted to Rally-Raid navigation. Do not touch it unless you are sure what you are changing.

To choose how many decimals you prefer for the ODO

Enter the stage code and validate with OK

Allows you to choose amongst 3 screen modes

The buzzer beeps to notify actions on GPS.

To choose the buzzer sound intensity

To active if the remote control is broken

If you would rather press the top left of the screen to move the Roadbook forward.

To go directly to the 1<sup>st</sup> DSS

To set the brightness, especially at night.

### Menu Screens

Waypoint +/- Screen

Track Screen

CP Table Screen

### Sentinel function

Someone wants to overtake you : **you hear Bip bip biiip – Bip bip biiip**  
Prepare to pull over asap



### Accident

If you breakdown or if you have a crash **in a dangerous place (after a turn or a dune)**: press the **red Alarm button accessible from the Menu**, you will send a signal to the competitors at maximum 250m around regarding the ground.

To stop the Alarm press the button again.

The Alarm function is automatically deactivated as soon as the vehicle runs above 20km/h.

There is an accident near by: you hear **Biiip – biiip – biiip**

February 2024

APPROVED BY FIM ON 30/03/2024.